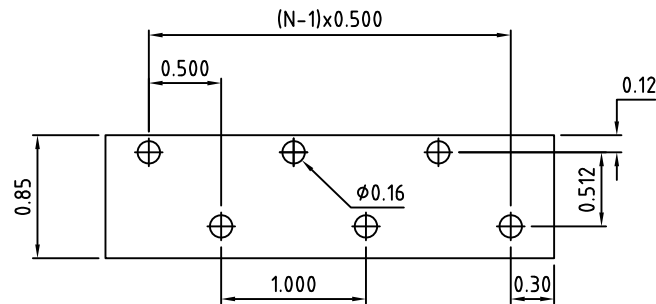
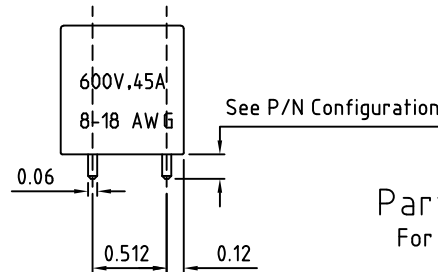


N=Number of Positions

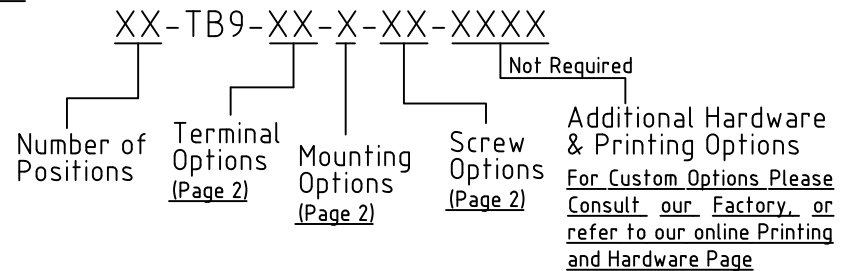


P.C.B. Layout



Material:	
Contact Solder Pin:	Brass, Tin Plated
Screw:	M4, Steel, Zinc Plated, Posi-Drive Head
Insulating Body:	Polycarbonate, UL94V-0, Black
Electrical	
Voltage Rating:	600 VAC
Current rating:	45 AMPS
Wire Range:	8-18 AWG
Mechanical	
Torque:	16 Lbs-in. Max
Operating Temperature:	-40°C to +105°C -40°F to +221°F
Soldering Temperature:	260°C, 500°F for 5 seconds
Safety Approval:	US

Part Number Configuration.  
For More Details, go to next page(s)



Max Number of Positions = 15

UNLESS OTHERWISE SPECIFIED BREAK ALL SHARP EDGES AND DEBURR ALL HOLES

TITLE: 0.500" SPACING, BARRIER BLOCK PINS STAGGERED

LIMITS: UNLESS OTHERWISE SPECIFIED  
HUND. ±.02 FRACT. ±1/64 THOU. ±.005 ANGLE ±1°

SCALE: THIS IS A CONFIDENTIAL DRAWING AND MUST BE TREATED AS SUCH. NO DISTRIBUTION IS ALLOWED WITHOUT WRITTEN APPROVAL BY EBAY ELECTRO INC.

PLAINVIEW, NY 11803

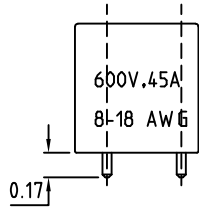
IMPORTANT DISCLAIMER: All information provided on this print is for reference. Always perform your own tests and acquire samples and further information to determine product suitability. While we make effort to provide accurate information, we cannot be responsible for errors either of omission or typographical. EBAY Electro, Inc. assumes no responsibility for the use or suitability of any product. All products and specifications are subject to change without prior written notice.

DRAWN	MWP	DATE	03/13/07	SIZE	DRAWING NUMBER:	REV.
CHECKED		DATE		A	TB9-0001	A
APPROVED		DATE				

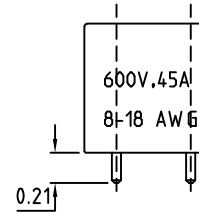
RoHS Compliant	Rev.	ECO#	Date	By
	A	0813-1113	11/07/13	AJT

Terminal Options

PC - PC

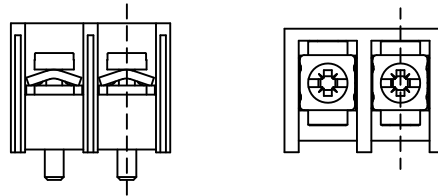


P2 - Extended PC



Mounting Options

N - No Mounting Ends



Available Screw Options

02 - steel, Zinc plated, w/ Washer

UNLESS OTHERWISE SPECIFIED BREAK ALL SHARP EDGES AND DEBURR ALL HOLES

TITLE: Part Number Configuration for TB9 Series

LIMITS: UNLESS OTHERWISE SPECIFIED  
 HUND. ±.02 FRACT. ±1/64 THOU. ±.005 ANGLE ±1°

SCALE THIS IS A CONFIDENTIAL DRAWING AND MUST BE TREATED AS SUCH. NO DISTRIBUTION IS ALLOWED WITHOUT WRITTEN APPROVAL BY EBY ELECTRO INC.

**EBY** Electro Inc.  
 PLAINVIEW, NY 11803

IMPORTANT DISCLAIMER: All information provided on this print is for reference. Always perform your own tests and acquire samples and further information to determine product suitability. While we make effort to provide accurate information, we cannot be responsible for errors either of omission or typographical. EBY Electro, Inc. assumes no responsibility for the use or suitability of any product. All products and specifications are subject to change without prior written notice.	METRIC LIMITS ONE PLACE ±0.3 TWO PLACES ±0.10 ANGLE ±1°	DRAWN <u>JM</u> DATE <u>10/26/10</u>	SIZE <u>A</u>	DRAWING NUMBER: <u>TB9-0002</u>	REV. <u>A</u>
	CHECKED _____ DATE _____	CHECKED _____ DATE _____			
	APPROVED _____ DATE _____	APPROVED _____ DATE _____			