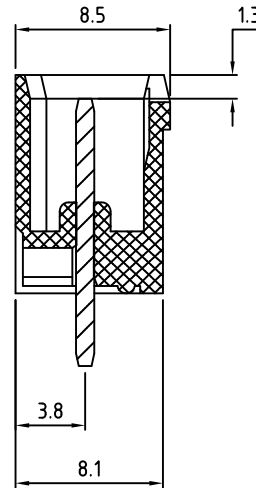
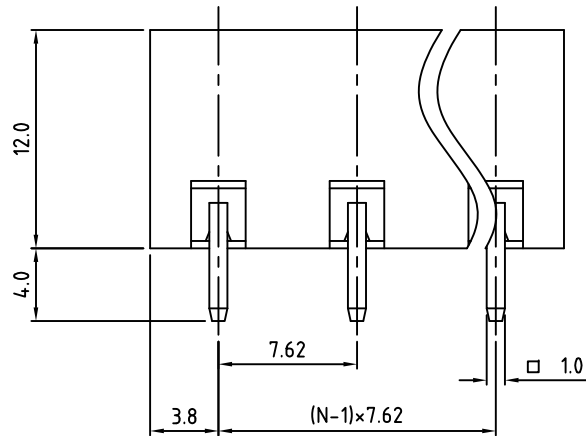
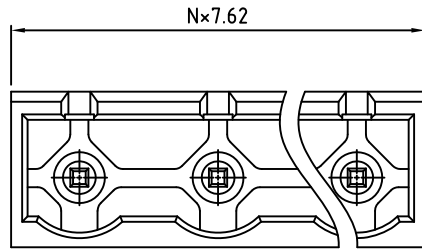


RoHS Compliant

Rev.	ECO#	Date	By
E	0513-0513	05/01/13	AJT



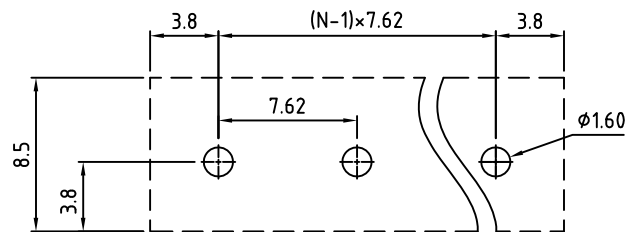
Material:	
Contact Solder Pin:	Copper, Tin Plated
Insulating Body:	Polyamide, UL94V-0
Electrical	
Voltage Rating:	300 VAC
Current rating:	20 AMPS
Withstand Voltage:	1500 VAC, Test time 60 seconds
Mechanical	
Operating Temperature:	-40°C to +115°C -40°F to +239°F
Soldering Temperature:	260°C, 500°F for 5 seconds max.
Safety Approval:	CE US

Part Number Configuration.

VC1762-XX-500

Number of Positions: 5  
Color: Green

N=Number of Positions



PCB Layout

(Other Color Options Available)  
Please consult Factory

Number of Position = 2-16

UNLESS OTHERWISE SPECIFIED BREAK ALL SHARP EDGES AND DEBURR ALL HOLES

TITLE: 7.62mm SPACING, PLUGGABLE HEADER VERTICAL, CLOSED

LIMITS: UNLESS OTHERWISE SPECIFIED  
HUND.±.02 FRACT.±1/64  
THOU.±.005 ANGLE±1°

SCALE THIS IS A CONFIDENTIAL DRAWING AND MUSTBE TREATED AS SUCH. NO DISTRIBUTION IS ALLOWED WITHOUT WRITTEN APPROVAL BY EBY ELECTRO INC.

EBY Electro Inc.  
PLAINVIEW, NY 11803

IMPORTANT DISCLAIMER: All information provided on this print is for reference. Always perform your own tests and acquire samples and further information to determine product suitability. While we make effort to provide accurate information, we cannot be responsible for errors either of omission or typographical. EBY Electro, Inc. assumes no responsibility for the use or suitability of any product. All products and specifications are subject to change without prior written notice.

METRIC LIMITS  
ONE PLACE ±0.3  
TWO PLACES ±0.10  
ANGLE ±1°

DRAWN JM  
CHECKED  
APPROVED  
DATE 05/09/08  
DATE  
DATE

SIZE  
A

DRAWING NUMBER:  
VC1762-XX-500  
REV.  
E