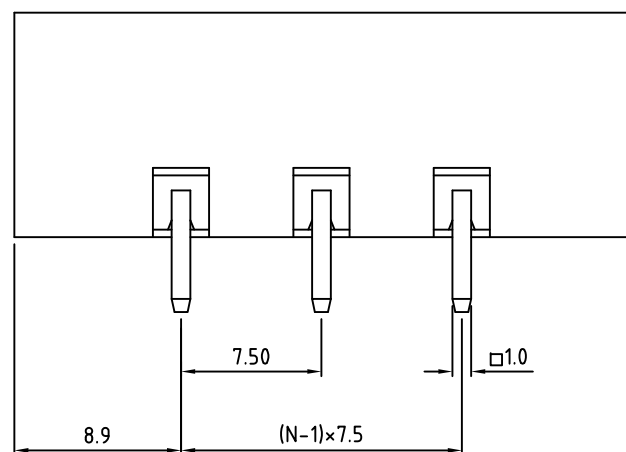
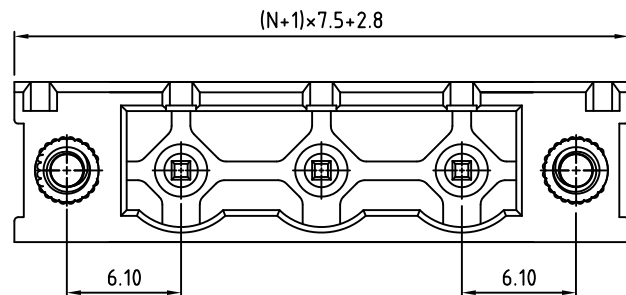
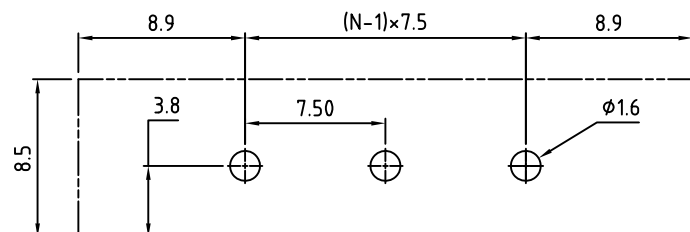


RoHS Compliant

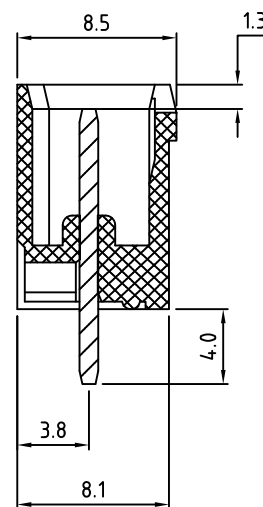
Rev.	ECO#	Date	By
D	0176-0512	05/15/12	MWP



N=Number of Positions



PCB Layout



Material:	
Contact Solder Pin:	Brass, Tin Plated
Insulating Body:	Polyamide, UL94V-0, Green
Screw Mount Thread:	M2.5, Brass
Electrical	
Voltage Rating:	300 VAC
Current rating:	20 AMPS
Withstand Voltage:	1500 VAC, Test time 60 seconds
Mechanical	
Operating Temperature:	-40°C to +105°C -40°F to +221°F
Soldering Temperature:	260°C, 500°F for 5 seconds max.
Safety Approval:	CE US


Part Number Configuration.

VC1750M-XX-500

Number of Positions: 5-
Color: Green

(Other Color Options Available)
(Please consult Factory)

MAX NUMBER OF POSITIONS = 16

UNLESS OTHERWISE SPECIFIED BREAK ALL SHARP EDGES AND DEBURR ALL HOLES	TITLE: 7.50mm SPACING, PLUGGABLE HEADER MOUNTABLE, VERTICAL, CLOSED
LIMITS: UNLESS OTHERWISE SPECIFIED HUND.±.02 FRACT.±1/64 THOU.±.005 ANGLE±1°	SCALE: THIS IS A CONFIDENTIAL DRAWING AND MUSTBE TREATED AS SUCH. NO DISTRIBUTION IS ALLOWED WITHOUT WRITTEN APPROVAL BY EBY ELECTRO INC.
 PLAINVIEW, NY 11803	

IMPORTANT DISCLAIMER: All information provided on this print is for reference. Always perform your own tests and acquire samples and further information to determine product suitability. While we make effort to provide accurate information, we cannot be responsible for errors either of omission or typographical. EBY Electro, Inc. assumes no responsibility for the use or suitability of any product. All products and specifications are subject to change without prior written notice.

METRIC LIMITS ONE PLACE ±0.3 TWO PLACES ±0.10 ANGLE ±1°	DRAWN: JM CHECKED: _____ APPROVED: _____	DATE: 05/09/08 DATE: _____ DATE: _____	SIZE: A	DRAWING NUMBER: VC1750M-XX-500	REV.: D
--	--	--	---------	--------------------------------	---------