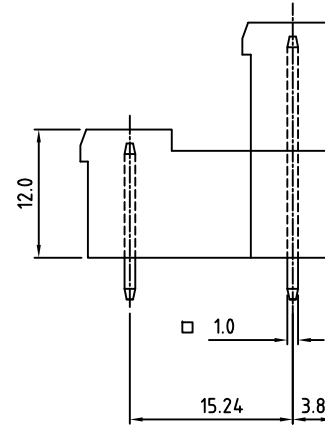
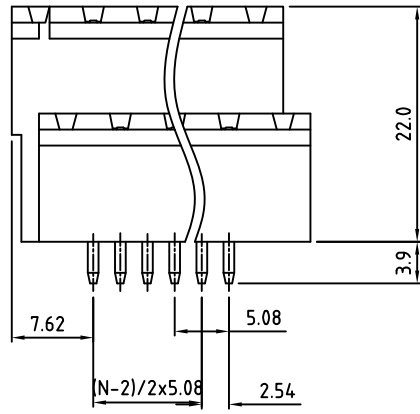
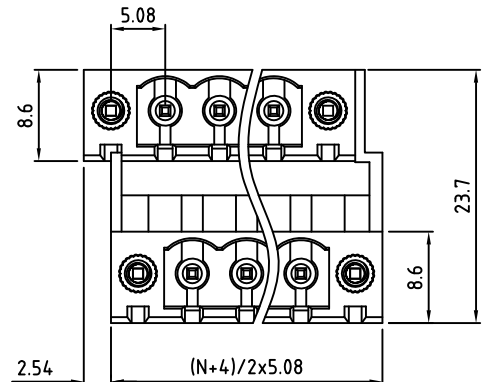


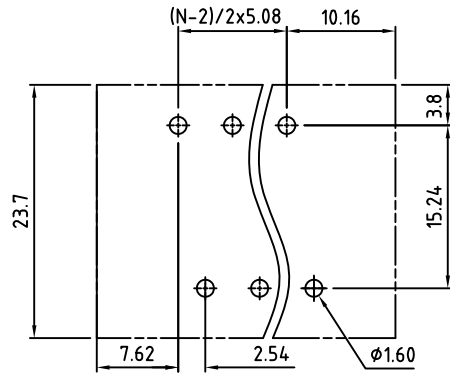
RoHS Compliant

Rev.	ECO#	Date	By
A	0494-0413	04/29/13	AJT



Material:	
Contact Solder Pin:	Copper, Tin Plated
Insulating Body:	Polyamide, UL94V-0
Mounting Nut:	M2.5, Brass
Electrical	
Voltage Rating:	300 VAC
Current rating:	20 AMPS
Withstand Voltage:	1500 VAC, Test time 60 seconds
Mechanical	
Operating Temperature:	-40°C to +115°C -40°F to +239°F
Soldering Temperature:	260°C, 500°F for 5 seconds max.
Safety Approval:	UL US

N=Number of Positions



P.C.B. Layout

Part Number Configuration.

VC1508M-XX-520

Number of Positions: 24  
Color: 5-Green

(Other Color Options Available)  
Please consult Factory

Max Number of Positions = 2x24

TITLE: 5.08mm SPACING, PLUGGABLE HEADER  
DUAL TIER, VERTICAL, MOUNTABLE

LIMITS: UNLESS OTHERWISE SPECIFIED  
HUND.±0.02 FRACT.±1/64  
THOU.±0.005 ANGLE±1°

SCALE: THIS IS A CONFIDENTIAL DRAWING AND MUST BE TREATED AS SUCH. NO DISTRIBUTION IS ALLOWED WITHOUT WRITTEN APPROVAL BY EBY ELECTRO INC.

EBY Electro Inc.  
PLAINVIEW, NY 11803

IMPORTANT DISCLAIMER: All information provided on this print is for reference. Always perform your own tests and acquire samples and further information to determine product suitability. While we make effort to provide accurate information, we cannot be responsible for errors either of omission or typographical. EBY Electro, Inc. assumes no responsibility for the use or suitability of any product. All products and specifications are subject to change without prior written notice.

METRIC LIMITS  
ONE PLACE ±0.3  
TWO PLACES ±0.10  
ANGLE ±1°

DRAWN JM  
CHECKED  
APPROVED  
DATE 10/21/08  
DATE  
DATE

SIZE  
A

DRAWING NUMBER:  
VC1508M-XX-520

REV.  
A