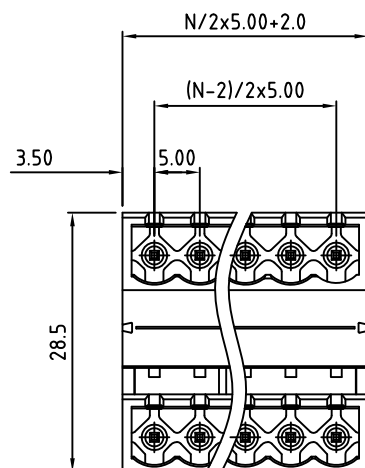
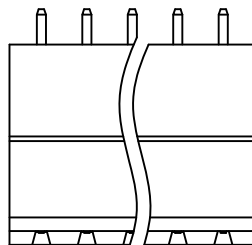
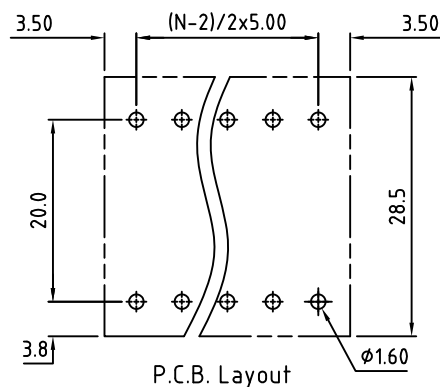
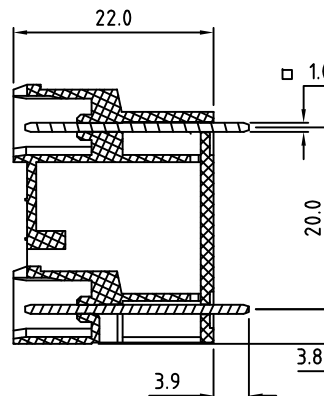


RoHS Compliant

Rev.	ECO#	Date	By
A	0473-0413	04/24/13	AJT



N=Number of Positions



P.C.B. Layout

Material:

Contact Solder Pin: Copper, Tin Plated

Insulating Body: Polyamide, UL94V-0

Electrical

Voltage Rating: 300 VAC

Current rating: 20 AMPS

Withstand Voltage: 1500 VAC, Test time 60 seconds

Mechanical

Operating Temperature: -40°C to +115°C
-40°F to +239°F

Soldering Temperature: 260°C, 500°F for 5 seconds max.

Safety Approval: US

Part Number Configuration.

VC1500-XX-510

Number of Positions: 5
Color: Green

(Other Color Options Available)
(Please consult Factory)

Max Number of Positions = 48 (2x24)

UNLESS OTHERWISE SPECIFIED BREAK ALL SHARP EDGES AND DEBURR ALL HOLES

TITLE: 5.00mm SPACING, PLUGGABLE HEADER
DUAL TIER, VERTICAL, CLOSED

LIMITS: UNLESS OTHERWISE SPECIFIED
HUND. ±0.02 FRACT. ±1/64
THOU. ±0.005 ANGLE ±1°

SCALE THIS IS A CONFIDENTIAL DRAWING AND MUST BE TREATED AS SUCH. NO DISTRIBUTION IS ALLOWED WITHOUT WRITTEN APPROVAL BY EBY ELECTRO INC.

EBY Electro Inc.
PLAINVIEW, NY 11803

IMPORTANT DISCLAIMER: All information provided on this print is for reference. Always perform your own tests and acquire samples and further information to determine product suitability. While we make effort to provide accurate information, we cannot be responsible for errors either of omission or typographical. EBY Electro, Inc. assumes no responsibility for the use or suitability of any product. All products and specifications are subject to change without prior written notice.

METRIC LIMITS
ONE PLACE ±0.3
TWO PLACES ±0.10
ANGLE ±1°

DRAWN JM
CHECKED
APPROVED
DATE 10/22/08
DATE
DATE

SIZE
A

DRAWING NUMBER:
VC1500-XX-510

REV.
A