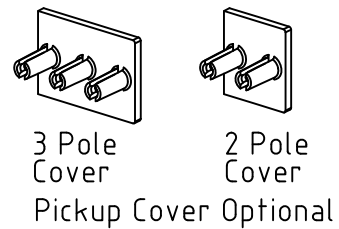
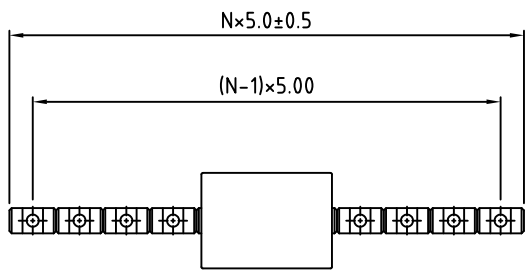


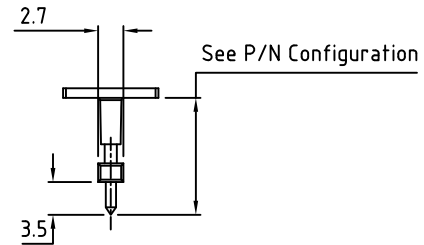
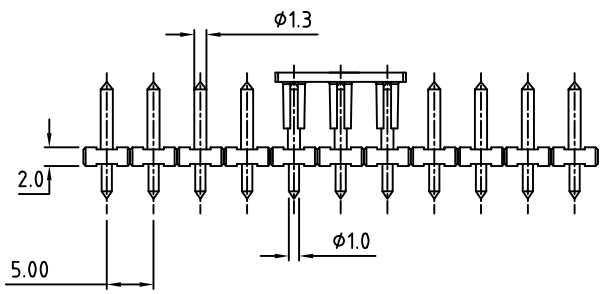
RoHS Compliant

Rev.	ECO#	Date	By
G	0433-0413	04/03/13	AJT

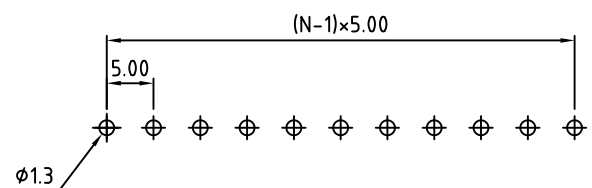
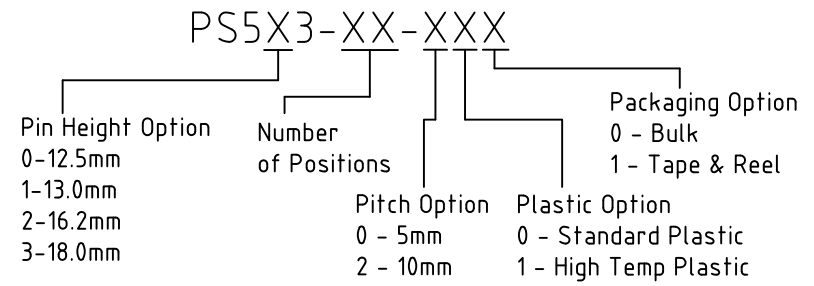


Material:	
Contact Pin:	Brass, Tin Plated
Insulating Body:	Polyamide, UL94V-0
Pickup Cover:	Polyamide, PA46
Electrical	
Voltage Rating:	300 VAC
Current rating:	15 AMPS
Withstand Voltage:	1500 VAC, Test time 60 seconds
Mechanical	
Operating Temperature:	-30°C to +105°C -22°F to +221°F
Soldering Temperature:	260°C, 500°F for 5 seconds max. Suitable for Reflow with High Temp plastic
Safety Approval:	

N=Number of Positions



Part Number Configuration.



PCB Layout

MAX NUMBER OF POSITIONS = 24

UNLESS OTHERWISE SPECIFIED BREAK ALL SHARP EDGES AND DEBURR ALL HOLES	TITLE: <b>5.00mm SPACING, PIN STRIP</b>
---	--

LIMITS: UNLESS OTHERWISE SPECIFIED HUND. ± 0.2 FRACT. ± 1/64 THOU. ± 0.05 ANGLE ± 1°	SCALE	THIS IS A CONFIDENTIAL DRAWING AND MUST BE TREATED AS SUCH. NO DISTRIBUTION IS ALLOWED WITHOUT WRITTEN APPROVAL BY EBYS ELECTRO INC.	Electro Inc. PLAINVIEW, NY 11803
--	-------	--	-------------------------------------

IMPORTANT DISCLAIMER: All information provided on this print is for reference. Always perform your own tests and acquire samples and further information to determine product suitability. While we make effort to provide accurate information, we cannot be responsible for errors either of omission or typographical. EBYS Electro, Inc. assumes no responsibility for the use or suitability of any product. All products and specifications are subject to change without prior written notice.	METRIC LIMITS ONE PLACE ± 0.3 TWO PLACES ± 0.10 ANGLE ± 1°	DRAWN <u>JM</u> DATE <u>10/16/07</u>	SIZE <u>A</u>	DRAWING NUMBER: <u>PS5X3-XX-XXX</u>	REV. <u>G</u>
	CHECKED _____ DATE _____	APPROVED _____ DATE _____			