RoHS Compliant	Rev.	ECO#	Date	By
	D	0423-0413	04/03/13	AJT

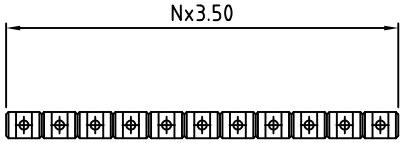

N=Number of Positions

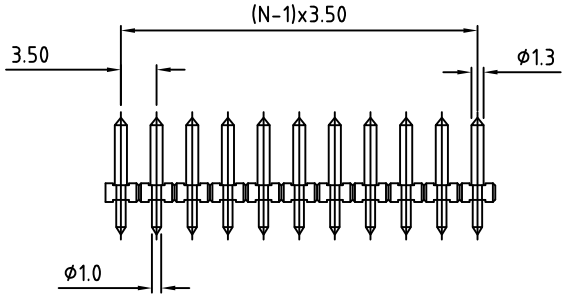

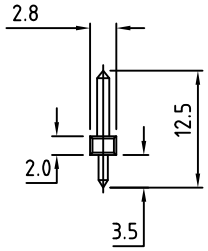

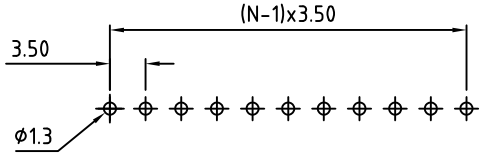

PCB Layout

Material:	
Contact Pin:	Brass, Tin Plated
Insulating Body:	Polyamide, UL94V-0
Electrical	
Voltage Rating:	300 VAC
Current rating:	10 AMPS
Withstand Voltage:	1500 VAC, Test time 60 seconds
Mechanical	
Operating Temperature:	-40°C to +105°C -40°F to +221°F
Soldering Temperature:	260°C, 500°F for 5 seconds max.
Safety Approval:	C US

Part Number Configuration.

PS330-XX-000

Number of Positions

Color Option 0-Black

(Other Color Options Available Please consult Factory)

MAX NUMBER OF POSITIONS = 24

UNLESS OTHERWISE SPECIFIED BREAK ALL SHARP EDGES AND DEBURR ALL HOLES

TITLE: 3.50mm SPACING, PIN STRIP

LIMITS: UNLESS OTHERWISED SPECIFIED
HUND.±.02 FRACT.±1/64
THOU.±.005 ANGLE±1°

SCALE

THIS IS A CONFIDENTIAL DRAWING AND MUSTBE TREATED AS SUCH. NO DISTRIBUTION IS ALLOWED WITHOUT WRITTEN APPROVAL BY EBY ELECTRO INC.

EBY Electro Inc.
PLAINVIEW, NY 11803

IMPORTANT DISCLAIMER: All information provided on this print is for reference. Always perform your own tests and acquire samples and further information to determine product suitability. While we make effort to provide accurate information, we cannot be responsible for errors either of omission or typographical. EBY Electro, Inc. assumes no responsibility for the use or suitability of any product. All products and specifications are subject to change without prior written notice.

METRIC LIMITS
ONE PLACE ±0.3
TWO PLACES ±0.10
ANGLE ± 1°

DRAWN	JM	DATE	9/12/07
CHECKED		DATE	
APPROVED		DATE	

SIZE A

DRAWING NUMBER: PS330-XX-000

REV. D