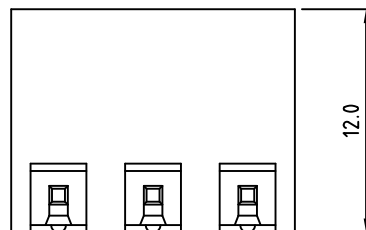
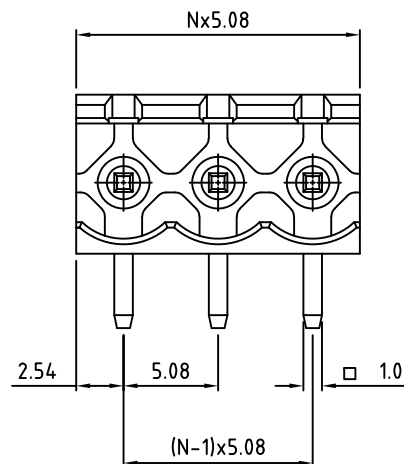
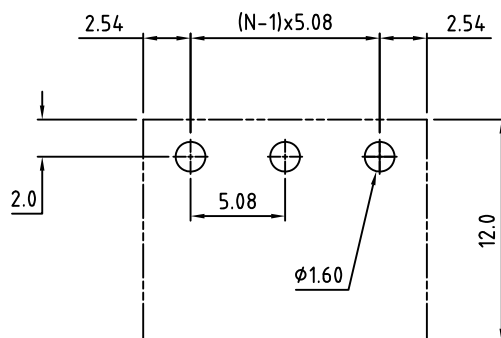
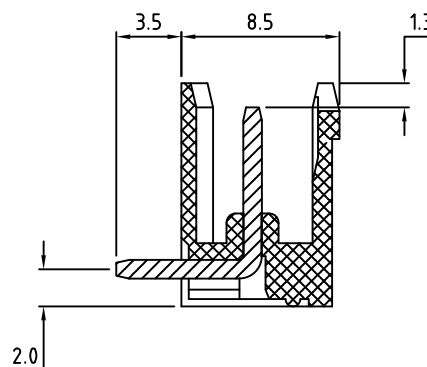


Rev.	ECO#	Date	By
E	1531-1122	11/29/22	MWP



N=Number of Positions



PCB Layout

Material:	
Contact Solder Pin:	Copper, Tin Plated
Insulating Body:	Polyamide, UL94V-0
Electrical	
Voltage Rating:	300 VAC
Current rating:	20 AMPS
Withstand Voltage:	1500 VAC, Test time 60 seconds
Mechanical	
Operating Temperature:	-40°C to +115°C -40°F to +239°F
Soldering Temperature:	260°C, 500°F for 5 seconds max.
Safety Approval:	CULUS

Part Number Configuration.

H01508-XX-X00

Number of Positions  
Color Option  
0-Black  
5-Green

(Other Color Options Available)  
(Please consult Factory)

MAX NUMBER OF POSITIONS = 24

UNLESS OTHERWISE SPECIFIED BREAK ALL SHARP EDGES AND DEBURR ALL HOLES  
TITLE: 5.08mm SPACING, PLUGGABLE HEADER HORIZONTAL OPEN

LIMITS: UNLESS OTHERWISE SPECIFIED HUND. ±.02 FRACT. ±1/64 THOU. ±.005 ANGLE ±1°	SCALE	THIS IS A CONFIDENTIAL DRAWING AND MUSTBE TREATED AS SUCH. NO DISTRIBUTION IS ALLOWED WITHOUT WRITTEN APPROVAL BY EBY ELECTRO INC.	EBY Electro Inc. PLAINVIEW, NY 11803
--	-------	--	---

IMPORTANT DISCLAIMER: All information provided on this print is for reference. Always perform your own tests and acquire samples and further information to determine product suitability. While we make effort to provide accurate information, we cannot be responsible for errors either of omission or typographical. EBY Electro, Inc. assumes no responsibility for the use or suitability of any product. All products and specifications are subject to change without prior written notice.

METRIC LIMITS  
ONE PLACE ±0.3  
TWO PLACES ±0.10  
ANGLE ± 1°

DRAWN MWP  
CHECKED  
APPROVED

DATE 10/18/02  
DATE  
DATE

SIZE  
A

DRAWING NUMBER:  
H01508-XX-X00

REV.  
E