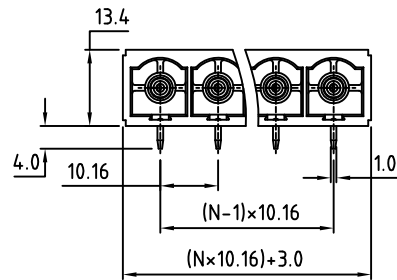
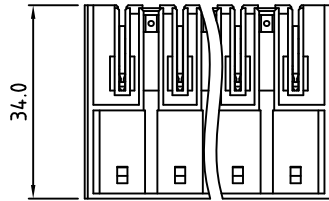
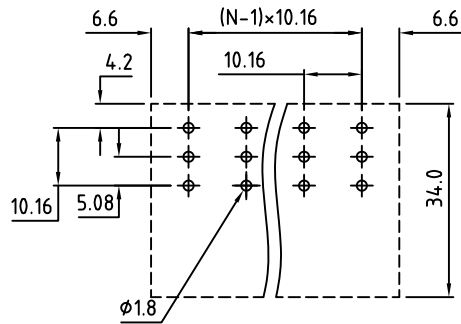
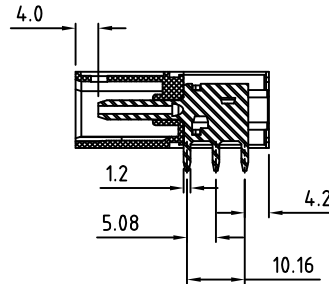


RoHS Compliant

Rev.	ECO#	Date	By
A	0701-0713	07/19/13	AJT



Poles	Tolerance
2p-5p	±0.25
6p-8p	±0.35



Material:	
Contact Solder Pin:	Copper, Gold Plated
Insulating Body:	Polyamide, UL94V-0
Electrical	
Voltage Rating:	300 VAC
Current rating:	55 AMPS
Withstand Voltage:	2200 VAC, Test time 60 seconds
Mechanical	
Operating Temperature:	-30°C to +105°C -22°F to +221°F
Soldering Temperature:	260°C, 500°F for 5 seconds max.
Safety Approval:	UL US

Part Number Configuration.

HC1860B-XX-000

Number of Positions: 0-Black

(Other Color Options Available)
(Please consult Factory)

Max Number of Positions = 8

UNLESS OTHERWISE SPECIFIED BREAK ALL SHARP EDGES AND DEBURR ALL HOLES	TITLE: 10.16mm SPACING, PLUGGABLE HEADER HORIZONTAL CLOSED, CONTACTS ON DOWN SIDE	
	LIMITS: UNLESS OTHERWISE SPECIFIED HUND. ±0.02 FRACT. ±1/64 THOU. ±0.005 ANGLE ±1°	SCALE THIS IS A CONFIDENTIAL DRAWING AND MUST BE TREATED AS SUCH. NO DISTRIBUTION IS ALLOWED WITHOUT WRITTEN APPROVAL BY EBY ELECTRO INC.
		PLAINVIEW, NY 11803

IMPORTANT DISCLAIMER: All information provided on this print is for reference. Always perform your own tests and acquire samples and further information to determine product suitability. While we make effort to provide accurate information, we cannot be responsible for errors either of omission or typographical. EBY Electro, Inc. assumes no responsibility for the use or suitability of any product. All products and specifications are subject to change without prior written notice.

METRIC LIMITS ONE PLACE ±0.3 TWO PLACES ±0.10 ANGLE ±1°	DRAWN JM CHECKED APPROVED	DATE 01/22/08 DATE DATE	SIZE A	DRAWING NUMBER: HC1860B-XX-000	REV. A
------------------------------------------------------------------	---------------------------------	-------------------------------	-----------	-----------------------------------	-----------