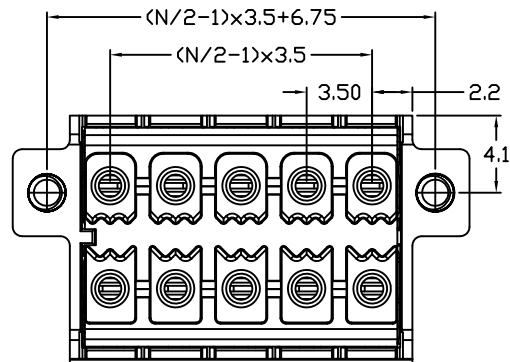
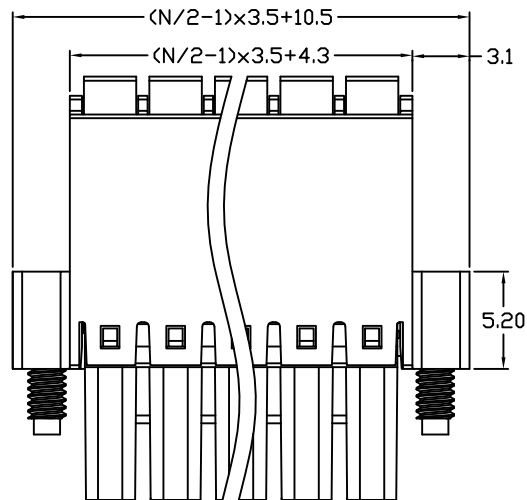
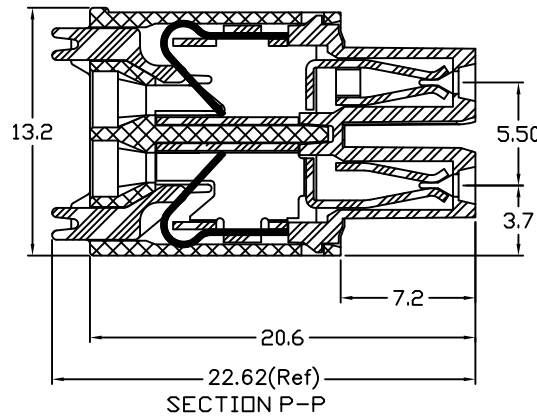
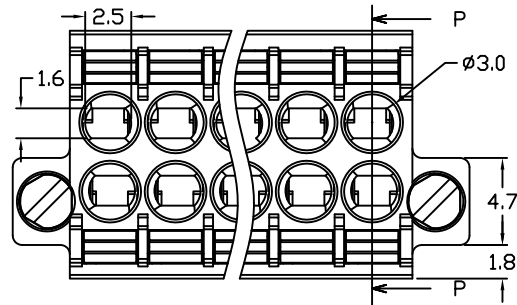


N = Number of positions

RoHS Compliant

Rev.	ECO#	Date	By



Material:

Contact Clip:	PhBz, Tin Plating
Spring Clamp:	Stainless Steel
Terminal Lever:	Thermoplastic, UL94V-0, orange
Insulating Body:	Thermoplastic, UL94V-0
Mounting Screw:	M2.0 Steel, Zinc Plating

Electrical

Voltage Rating:	150 VAC
Current rating:	5.5 AMPS
Withstand Voltage:	1300 VAC, Test time 60 sec
Wire Range:	16-24 AWG

Mechanical

Operating Temperature:	-40°C to +115°C -40°F to +239°F
Safety Approval:	

Part Number Configuration

EB5350M-XX-X00

Number of
Positions

Color Option:
0- Black
5- Green

MAX NUMBER OF POSITIONS = 48 (2x24)

UNLESS OTHERWISE
SPECIFIED BREAK ALL
SHARP EDGES AND
DEBURR ALL HOLES

TITLE:

3.50mm SPACING, SCREWLESS PLUGGABLE BLOCK
2-FINGER CONTACT CLIP

LIMITS: UNLESS
OTHERWISE SPECIFIED
HUND.±.02 FRACT.±1/64
THOU.±.005 ANGLE±1°

SCALE

THIS IS A CONFIDENTIAL DRAWING AND
MUST BE TREATED AS SUCH. NO
DISTRIBUTION IS ALLOWED WITHOUT
WRITTEN APPROVAL BY EBY ELECTRO INC.

EBY Electro Inc.
PLAINVIEW, NY 11803

IMPORTANT DISCLAIMER: All information provided on this print is for reference. Always perform your own tests and acquire samples and further information to determine product suitability. While we make effort to provide accurate information, we cannot be responsible for errors either of omission or typographical. EBY Electro, Inc. assumes no responsibility for the use or suitability of any product. All products and specifications are subject to change without prior written notice.

METRIC LIMITS
ONE PLACE ±0.3
TWO PLACES ±0.10
ANGLE ±1°

DRAWN AJT
CHECKED
APPROVED

DATE 02/03/15
DATE
DATE

SIZE
A

DRAWING NUMBER:
EB5350M-XX-X00

REV.