
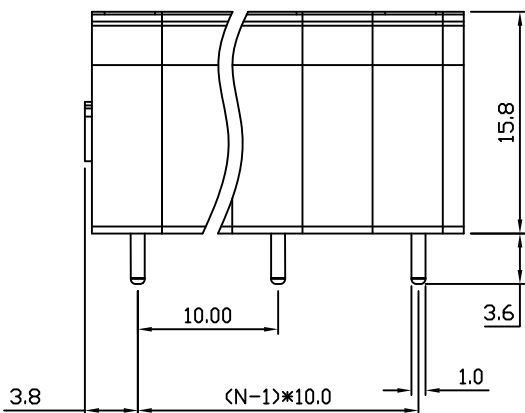
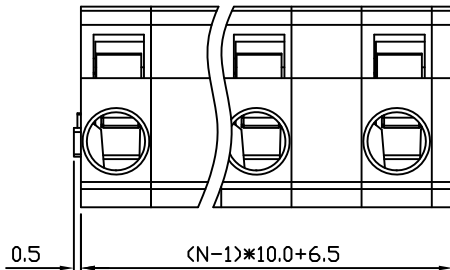


RoHS Compliant

Rev.	ECO#	Date	By
D	0406-0413	04/02/13	AJT



Material:	
Contact Solder Pin:	Brass, Tin Plated
Wire Retention Spring:	Stainless Steel
Insulating Body:	Polyamide, UL94V-0
Electrical	
Voltage Rating:	250 VAC
Current rating:	8 AMPS
Withstand Voltage:	1500 VAC, Test time 60 sec
Wire Range:	12-28 AWG
Mechanical	
Operating Temperature:	-40°C to +105°C -40°F to +221°F
Soldering Temperature:	260°C, 500°F for 5 seconds
Safety Approval:	US

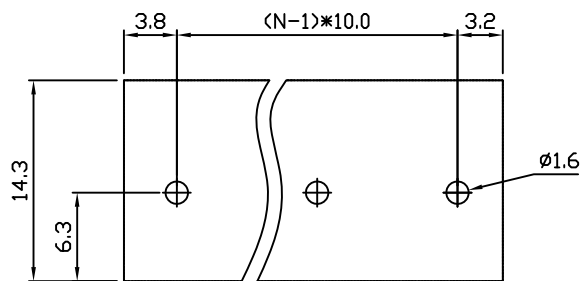
N=Number of contacts

Part Number Configuration.

EB487-XX-803

Number of Positions: 8
Color: 8-Grey

(Other Color Options Available)
Please consult Factory



P.C.B LAYOUT

MAX NUMBER OF POSITIONS = 12

UNLESS OTHERWISE SPECIFIED BREAK ALL SHARP EDGES AND DEBURR ALL HOLES	TITLE:	10.00mm SPACING, SCREWLESS BLOCK DIP SOLDER	
	LIMITS: UNLESS OTHERWISE SPECIFIED HUND.±.02 FRACT.±1/64 THOU.±.005 ANGLE±1°	SCALE	THIS IS A CONFIDENTIAL DRAWING AND MUSTBE TREATED AS SUCH. NO DISTRIBUTION IS ALLOWED WITHOUT WRITTEN APPROVAL BY EBYS ELECTRO INC.



IMPORTANT DISCLAIMER: All information provided on this print is for reference. Always perform your own tests and acquire samples and further information to determine product suitability. While we make effort to provide accurate information, we cannot be responsible for errors either of omission or typographical. EBYS Electro, Inc. assumes no responsibility for the use or suitability of any product. All products and specifications are subject to change without prior written notice.

METRIC LIMITS ONE PLACE ±0.3 TWO PLACES ±0.10 ANGLE ± 1°	DRAWN <u>JM</u> CHECKED _____ APPROVED _____	DATE <u>07/25/07</u> DATE _____ DATE _____	SIZE <u>A</u>	DRAWING NUMBER: <u>EB487-XX-803</u>	REV. <u>D</u>
---	--	--	---------------	--	------------------