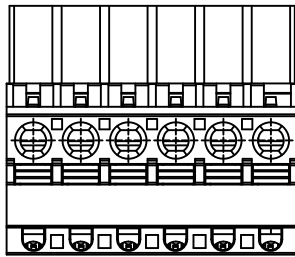
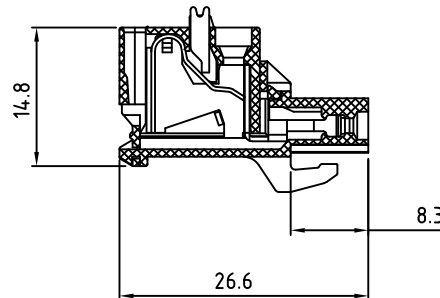
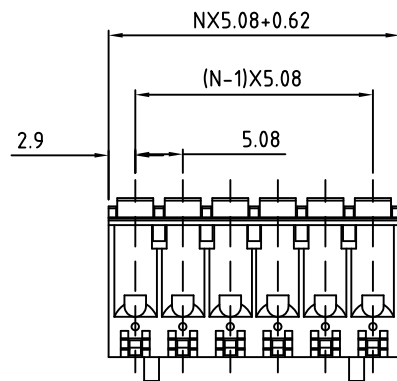


RoHS Compliant

Rev.	ECO#	Date	By
D	0320-0313	03/18/13	AJT



N=Number of contacts



Material:	
Contact Block:	PhBz, Tin Plated
Wire Retention Spring:	Stainless Steel
Insulating Body:	Polyamide, UL94V-0
Electrical	
Voltage Rating:	300 VAC
Current rating:	10 AMPS
Withstand Voltage:	1500 VAC, Test time 60 sec
Wire Range:	12-26 AWG
Mechanical	
Operating Temperature:	-40°C to +105°C -40°F to +221°F
Soldering Temperature:	260°C, 500°F for 5 seconds
Safety Approval:	UL US

Part Number Configuration.

EB456B-XX-500

Number of Positions 5-Color
5-Green

(Other Color Options Available)
(Please consult Factory)

MAX NUMBER OF POSITIONS = 24

UNLESS OTHERWISE SPECIFIED BREAK ALL SHARP EDGES AND DEBURR ALL HOLES	TITLE:	
	5.08mm SPACING, SCREWLESS PLUGGABLE BLOCK HOOK ON BACK SIDE	
LIMITS: UNLESS OTHERWISE SPECIFIED HUND.±.02 FRACT.±1/64 THOU.±.005 ANGLE±1°	SCALE	THIS IS A CONFIDENTIAL DRAWING AND MUSTBE TREATED AS SUCH. NO DISTRIBUTION IS ALLOWED WITHOUT WRITTEN APPROVAL BY EBY ELECTRO INC.
DRAWN JM DATE 05/09/08		SIZE A
CHECKED DATE		DRAWING NUMBER: EB456B-XX-500
APPROVED DATE		REV. D

EBY Electro Inc.
PLAINVIEW, NY 11803

IMPORTANT DISCLAIMER: All information provided on this print is for reference. Always perform your own tests and acquire samples and further information to determine product suitability. While we make effort to provide accurate information, we cannot be responsible for errors either of omission or typographical. EBY Electro, Inc. assumes no responsibility for the use or suitability of any product. All products and specifications are subject to change without prior written notice.

METRIC LIMITS
ONE PLACE ±0.3
TWO PLACES ±0.10
ANGLE ±1°

DRAWN JM
CHECKED
APPROVED

DATE 05/09/08
DATE
DATE

SIZE
A

DRAWING NUMBER:
EB456B-XX-500

REV.
D