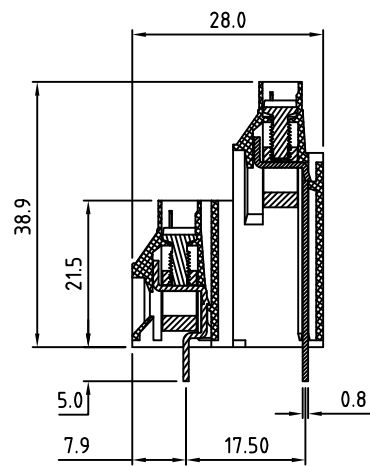
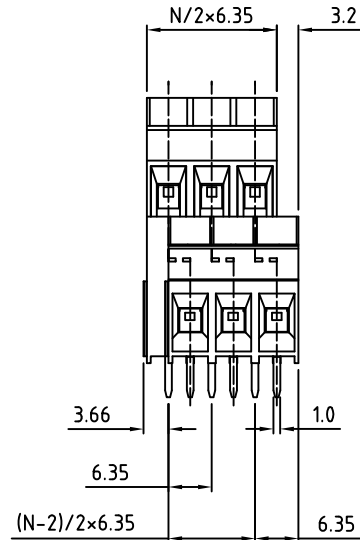


RoHS Compliant

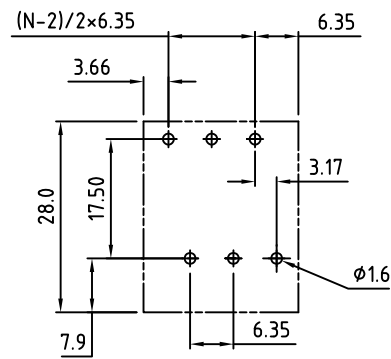
Rev.	ECO#	Date	By
E	0175-0512	05/15/12	MWP



Material:	
Contact Block:	Brass, Ni Plated
Contact Solder Pin:	Copper, Tin Plated
Screw:	M3.5, Steel, Zinc Plated, "-" slotted
Insulating Body:	Polyamide, UL94V-0, Green
Electrical	
Voltage Rating:	300 VAC
Current rating:	30 AMPS
Withstand Voltage:	1500 VAC, Test time 60 sec
Wire Range:	10-30 AWG
Mechanical	
Torque:	5.2 lbs-in. Max
Operating Temperature:	-40°C to +115°C -40°F to +239°F
Soldering Temperature:	260°C, 500°F for 5 seconds
Safety Approval:	US

Note: Tested to IEC 450V 32A

N=Number of Positions



P.C.B. Layout

Part Number Configuration.

EB1746-XX-500

Number of Positions: 5
Color: 5-Green

(Other Color Options Available)
(Please consult Factory)

Max Number of Positions = 2x16

UNLESS OTHERWISE SPECIFIED BREAK ALL SHARP EDGES AND DEBURR ALL HOLES	TITLE: 6.35mm SPACING, CAGE CLAMP BLOCK DUAL LEVEL
LIMITS: UNLESS OTHERWISE SPECIFIED HUND. ±0.02 FRACT. ±1/64 THOU. ±0.005 ANGLE ±1°	SCALE: THIS IS A CONFIDENTIAL DRAWING AND MUST BE TREATED AS SUCH. NO DISTRIBUTION IS ALLOWED WITHOUT WRITTEN APPROVAL BY EB ELECTRO INC.
PLAINVIEW, NY 11803	

IMPORTANT DISCLAIMER: All information provided on this print is for reference. Always perform your own tests and acquire samples and further information to determine product suitability. While we make effort to provide accurate information, we cannot be responsible for errors either of omission or typographical. EBY Electro, Inc. assumes no responsibility for the use or suitability of any product. All products and specifications are subject to change without prior written notice.

METRIC LIMITS ONE PLACE ±0.3 TWO PLACES ±0.10 ANGLE ±1°	DRAWN: MWP CHECKED: _____ APPROVED: _____	DATE: 05/16/07 DATE: _____ DATE: _____	SIZE: A	DRAWING NUMBER: EB1746-XX-500	REV: E
--	---	--	---------	-------------------------------	--------