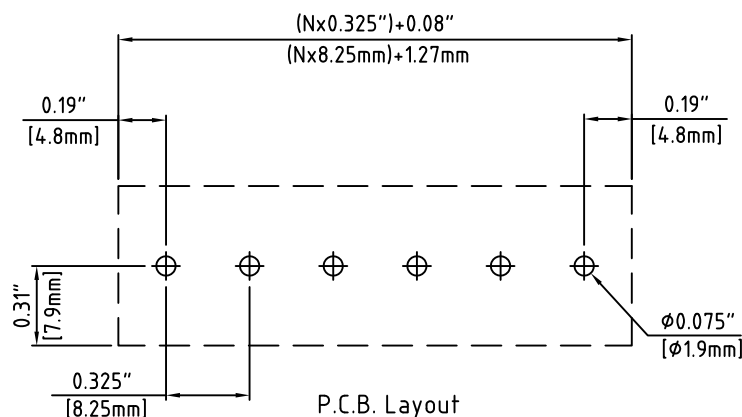
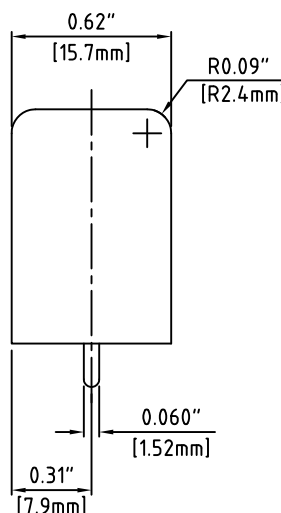
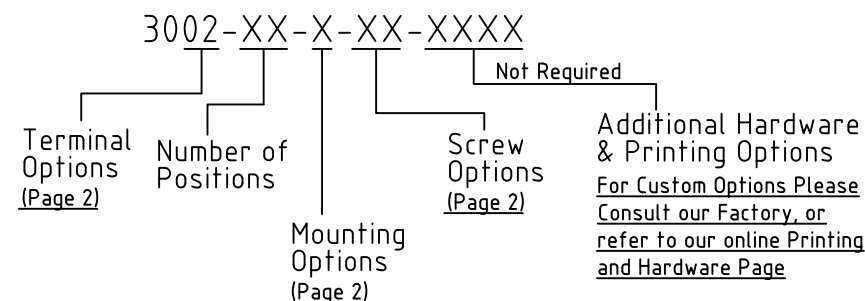


N=Number of Positions



Material:	
Contact Solder Pin:	Brass, Tin Plated
Insulating Body:	Polycarbonate, UL94V-0, Black
Screw:	#6-32, Combo Head
Electrical	
Voltage Rating:	300 VAC
Current rating:	15 AMPS
Withstand Voltage:	1500 VAC, Test time 60 seconds
Wire Range:	14-22 AWG
Mechanical	
Torque:	10 lbs-in. Max
Operating Temperature:	-40°C to +105°C -40°F to +221°F
Soldering Temperature:	260°C, 500°F for 5 seconds max.
Safety Approval:	UL US

## Part Number Configuration



Max Number of Positions = 16

Page 1 of 2

UNLESS OTHERWISE SPECIFIED BREAK ALL SHARP EDGES AND DEBURR ALL HOLES

TITLE:

0.325" SPACING, BARRIER BLOCK

LIMITS: UNLESS OTHERWISE SPECIFIED  
HUND. ± 0.2 FRACT. ± 1/64  
THOU. ± 0.05 ANGLE ± 1°

SCALE

THIS IS A CONFIDENTIAL DRAWING AND MUST BE TREATED AS SUCH. NO DISTRIBUTION IS ALLOWED WITHOUT WRITTEN APPROVAL BY EBY ELECTRO INC.

**EBY** Electro Inc.  
PLAINVIEW, NY 11803

**IMPORTANT DISCLAIMER:** All information provided on this print is for reference. Always perform your own tests and acquire samples and further information to determine product suitability. While we make effort to provide accurate information, we cannot be responsible for errors either of omission or typographical. EBY Electro, Inc. assumes no responsibility for the use or suitability of any product. All products and specifications are subject to change without prior written notice.

METRIC LIMITS  
ONE PLACE ± 0.3  
TWO PLACES ± 0.10  
ANGLE ± 1°

DRAWN JM  
CHECKED \_\_\_\_\_  
APPROVED \_\_\_\_\_

DATE 11/17/10  
DATE \_\_\_\_\_  
DATE \_\_\_\_\_

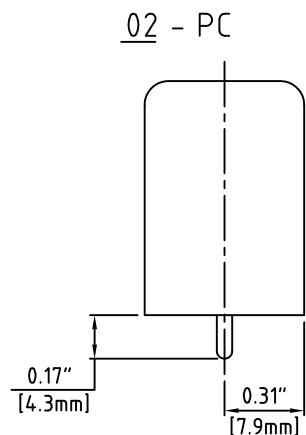
SIZE  
**A**

DRAWING NUMBER:

3000-0001

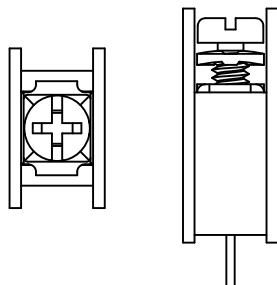
REV.

## Mounting Options



## Mounting Options

N - No Mounting



## Available Screw Options

- 00 - No Screws
- 01 - Steel, Zinc Plated,
- 02 - Steel, Zinc plated, w/ Washer
- 03 - Brass, Nickel Plated
- 04 - Brass, Nickel Plated, w/ Washer
- 12 - Steel, Zinc Plated, Captive, w/ Washer
- 14 - Brass, Nickel Plated, Captive, w/ Washer
- 22 - Steel, Zinc Plated, Captive, Wire Ready, w/ Washer
- 24 - Brass, Nickel Plated, Captive, Wire Ready, w/ Washer
- 46 - Steel, Zinc Plated, Thread Interrupt, Wire Ready, w/ Washer

UNLESS OTHERWISE SPECIFIED BREAK ALL SHARP EDGES AND DEBURR ALL HOLES

TITLE:  
Part Number Configuration for 3000 Series

LIMITS: UNLESS OTHERWISE SPECIFIED  
HUND.±.02 FRACT.±1/64  
THOU.±.005 ANGLE±1°

SCALE THIS IS A CONFIDENTIAL DRAWING AND MUSTBE TREATED AS SUCH. NO DISTRIBUTION IS ALLOWED WITHOUT WRITTEN APPROVAL BY EBY ELECTRO INC.

**EBY** Electro Inc.  
PLAINVIEW, NY 11803

IMPORTANT DISCLAIMER: All information provided on this print is for reference. Always perform your own tests and acquire samples and further information to determine product suitability. While we make effort to provide accurate information, we cannot be responsible for errors either of omission or typographical. EBY Electro, Inc. assumes no responsibility for the use or suitability of any product. All products and specifications are subject to change without prior written notice.

METRIC LIMITS  
ONE PLACE ±0.3  
TWO PLACES ±0.10  
ANGLE ± 1°

DRAWN JM DATE 11/17/10  
CHECKED   DATE    
APPROVED   DATE  

SIZE  
**A**

DRAWING NUMBER: **3000-0002**

REV.