

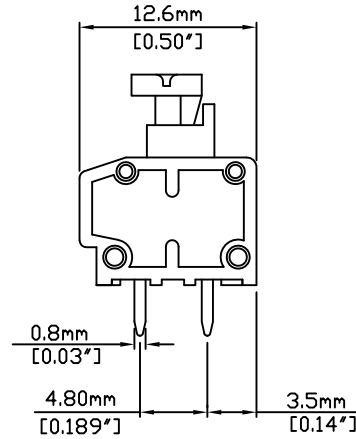
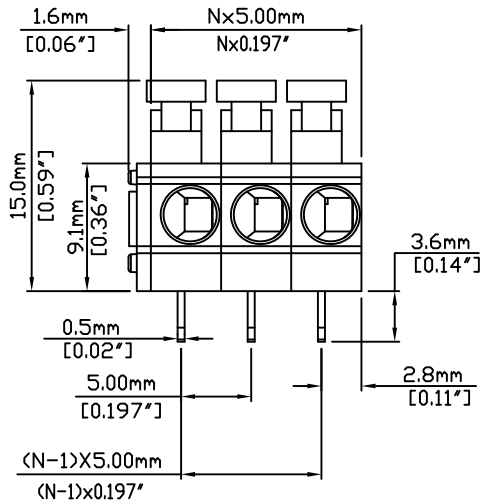
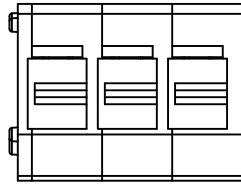
RoHS Compliant

Rev.

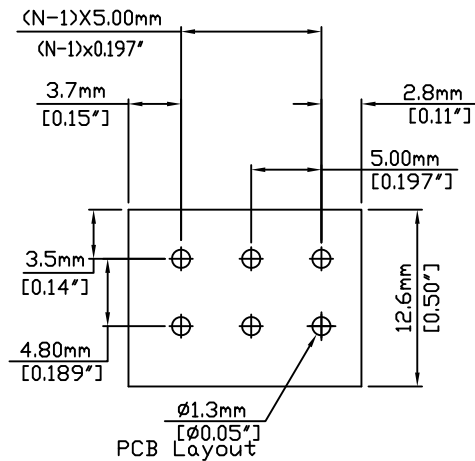
Description/Eco

Date

By



N=Number of Positions



Material:	
Contact Solder Pin:	Brass, Tin Plated
Wire Retention Spring:	Stainless Steel
Insulating Body:	Polyamide, UL94V-0, Grey
Electrical	
Voltage Rating:	300 VAC
Current rating:	10 AMPS
Withstand Voltage:	1500 VAC, Test time 60 sec
Wire Range:	14-20 AWG
Mechanical	
Operating Temperature:	-40°C to +105°C -40°F to +221°F
Soldering Temperature:	260°C, 500°F for 5 seconds max.
Safety Approval:	CE, UL, IEC, TUV, VDE, CSA, ENEC, SAA, PSE, FCC, RoHS, REACH, UN38.3, UN3091, UN3077, UN3090, UN3092, UN3093, UN3094, UN3095, UN3096, UN3097, UN3098, UN3099, UN3100, UN3101, UN3102, UN3103, UN3104, UN3105, UN3106, UN3107, UN3108, UN3109, UN3110, UN3111, UN3112, UN3113, UN3114, UN3115, UN3116, UN3117, UN3118, UN3119, UN3120, UN3121, UN3122, UN3123, UN3124, UN3125, UN3126, UN3127, UN3128, UN3129, UN3130, UN3131, UN3132, UN3133, UN3134, UN3135, UN3136, UN3137, UN3138, UN3139, UN3140, UN3141, UN3142, UN3143, UN3144, UN3145, UN3146, UN3147, UN3148, UN3149, UN3150, UN3151, UN3152, UN3153, UN3154, UN3155, UN3156, UN3157, UN3158, UN3159, UN3160, UN3161, UN3162, UN3163, UN3164, UN3165, UN3166, UN3167, UN3168, UN3169, UN3170, UN3171, UN3172, UN3173, UN3174, UN3175, UN3176, UN3177, UN3178, UN3179, UN3180, UN3181, UN3182, UN3183, UN3184, UN3185, UN3186, UN3187, UN3188, UN3189, UN3190, UN3191, UN3192, UN3193, UN3194, UN3195, UN3196, UN3197, UN3198, UN3199, UN3200

Part Number Configuration.

EB3506-XX-800

Number of Positions: 8  
Color: Grey

(Other Color Options Available)  
Please consult Factory

MAX NUMBER OF POSITIONS = 24

UNLESS OTHERWISE SPECIFIED BREAK ALL SHARP EDGES AND DEBURR ALL HOLES	TITLE:	5.00mm SPACING, SCREWLESS BLOCK	
	LIMITS: UNLESS OTHERWISE SPECIFIED HUND.±0.02 FRACT.±1/64 THOU.±0.005 ANGLE±1°	SCALE	THIS IS A CONFIDENTIAL DRAWING AND MUST BE TREATED AS SUCH. NO DISTRIBUTION IS ALLOWED WITHOUT WRITTEN APPROVAL BY EBYP ELECTRO INC.
DRAWN: JM		DATE: 4/22/08	SIZE: A
CHECKED: _____		DATE: _____	DRAWING NUMBER: EB3506-XX-800
APPROVED: _____		DATE: _____	REV. _____



IMPORTANT DISCLAIMER: All information provided on this print is for reference. Always perform your own tests and acquire samples and further information to determine product suitability. While we make effort to provide accurate information, we cannot be responsible for errors either of omission or typographical. EBYP Electro, Inc. assumes no responsibility for the use or suitability of any product. All products and specifications are subject to change without prior written notice.

METRIC LIMITS  
ONE PLACE ±0.3  
TWO PLACES ±0.10  
ANGLE ±1°