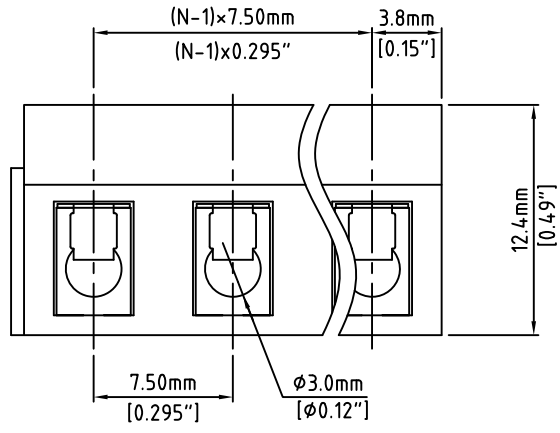
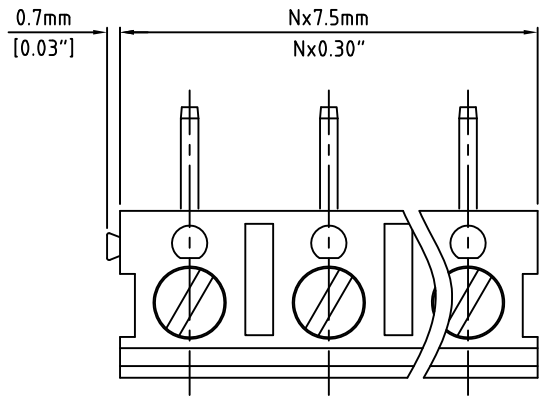
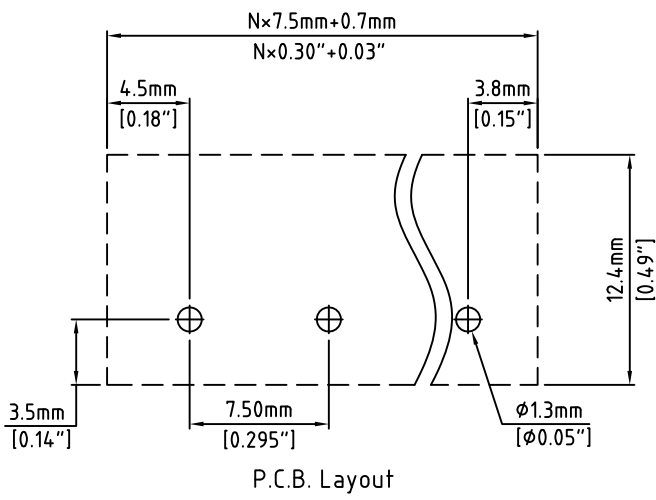
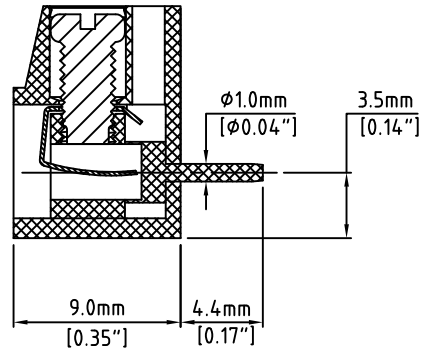


RoHS Compliant

Rev.	ECO#	Date	By
D	Refer to ECO# 0085-0811	08/10/11	JM



N=Number of Positions



P.C.B. Layout

Material:	
Contact Block:	Brass, Ni Plated
Contact Solder Pin:	Brass, Tin Plated
Wire Guard:	Stainless Steel
Screw:	M3, Steel, Zinc Plated, "-" slotted
Insulating Body:	Polyamide, UL94V-0, Blue
Electrical	
Voltage Rating:	300 VAC
Current rating:	15 AMPS
Withstand Voltage:	1500 VAC, Test time 60 sec
Wire Range:	14-22 AWG
Mechanical	
Torque:	3.5 Lbs-in. Max
Operating Temperature:	-40°C to +115°C -40°F to +239°F
Soldering Temperature:	260°C, 500°F for 5 seconds
Safety Approval:	

Part Number Configuration.
 EB115-XXDS-600
 Number of Positions: X
 Color: 6-Blue

(Other Color Options Available)
 (Please consult Factory)

Max Number of Positions = 16

UNLESS OTHERWISE SPECIFIED BREAK ALL SHARP EDGES AND DEBURR ALL HOLES	TITLE: 7.50mm SPACING, WIRE GUARD BLOCK
---	--

METRIC LIMITS ONE PLACE ±0.3 TWO PLACES ±0.10 ANGLE ±1°	SCALE THIS IS A CONFIDENTIAL DRAWING AND MUSTBE TREATED AS SUCH. NO DISTRIBUTION IS ALLOWED WITHOUT WRITTEN APPROVAL BY EBY ELECTRO INC.	 PLAINVIEW, NY 11803
--	---	-------------------------

IMPORTANT DISCLAIMER: All information provided on this print is for reference. Always perform your own tests and acquire samples and further information to determine product suitability. While we make effort to provide accurate information, we cannot be responsible for errors either of omission or typographical. EBY Electro, Inc. assumes no responsibility for the use or suitability of any product. All products and specifications are subject to change without prior written notice.

DRAWN <u> </u> MWP	DATE <u>11/06/02</u>	SIZE <u>A</u>	DRAWING NUMBER: EB115-XXDS-600	REV. <u>D</u>
CHECKED <u> </u>	DATE <u> </u>			
APPROVED <u> </u>	DATE <u> </u>			