

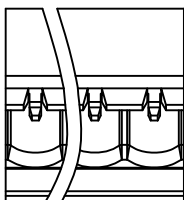
RoHS Compliant

Rev.

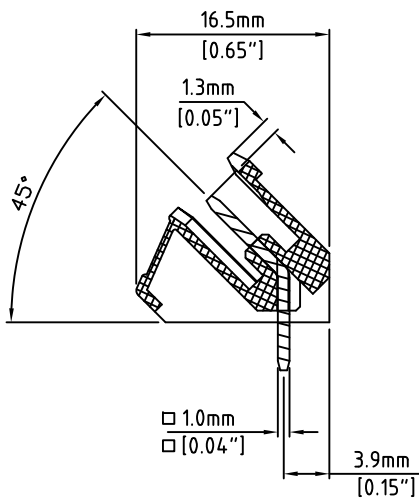
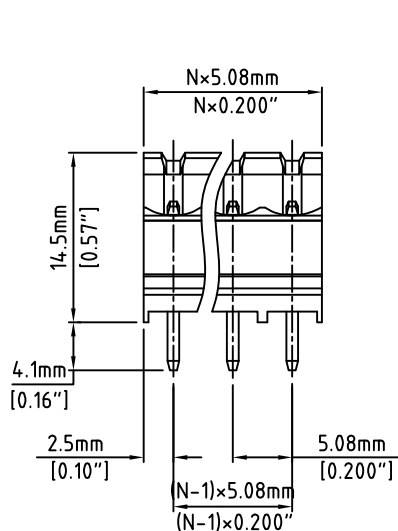
Description/Eco

Date

By



N=Number of Positions



Material:	
Contact Solder Pin:	Brass, Tin Plated
Insulating Body:	Polyamide, UL94V-0, Green
Electrical	
Voltage Rating:	300 VAC
Current rating:	20 AMPS
Withstand Voltage:	1500 VAC, Test time 60 seconds
Mechanical	
Operating Temperature:	-40°C to +115°C -40°F to +239°F
Soldering Temperature:	260°C, 500°F for 5 seconds max.
Safety Approval:	CSA US

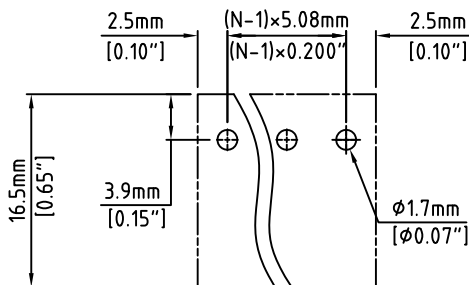
Part Number Configuration.

A01508-XX-500

Number of Positions: XX  
Color: 5-Green

(Other Color Options Available)  
Please consult Factory

Max Number of Positions = 24



P.C.B. Layout

UNLESS OTHERWISE SPECIFIED BREAK ALL SHARP EDGES AND DEBURR ALL HOLES

TITLE: 5.08mm SPACING, PLUGGABLE HEADER ANGLED OPEN

LIMITS: UNLESS OTHERWISE SPECIFIED  
HUND. ± 0.2 FRACT. ± 1/64  
THOU. ± 0.05 ANGLE ± 1°

SCALE THIS IS A CONFIDENTIAL DRAWING AND MUST BE TREATED AS SUCH. NO DISTRIBUTION IS ALLOWED WITHOUT WRITTEN APPROVAL BY EB Y ELECTRO INC.



IMPORTANT DISCLAIMER: All information provided on this print is for reference. Always perform your own tests and acquire samples and further information to determine product suitability. While we make effort to provide accurate information, we cannot be responsible for errors either of omission or typographical. EB Y Electro, Inc. assumes no responsibility for the use or suitability of any product. All products and specifications are subject to change without prior written notice.

METRIC LIMITS  
ONE PLACE ± 0.3  
TWO PLACES ± 0.10  
ANGLE ± 1°

DRAWN JM DATE 09/27/07  
CHECKED DATE  
APPROVED DATE

SIZE A

DRAWING NUMBER: A01508-XX-500

REV.